

Lunch Lady Bag Pattern

With our compliments
from QuiltSoup Pattern Co.
www.QuiltSoup.com



Yardage:

1/2 yd each lining, bag fabric and pellon interfacing.

Notions:

(4) 1/2" grommets to match bag fabric. We found ours in the scrapbooking section of a craft store.

Cutting:

From bag fabric, lining fabric and pellon
cut (2) bag faces at 13" x 11"
cut (2) bag sides at 11" x 6"
cut (1) bag bottom at 13" x 6"

Prepare the bag pieces:

1. Sandwich face pieces, sides and bottom pieces as follows:

Lining face down

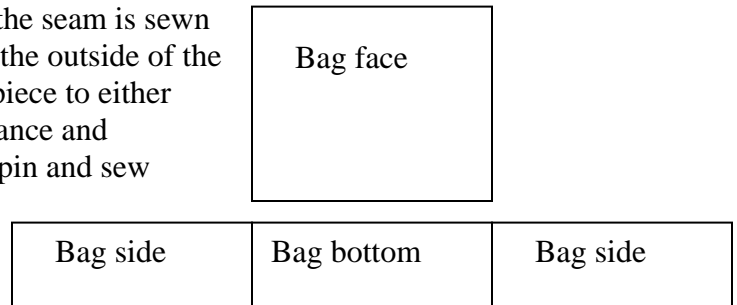
Pellon

Bag fabric face up

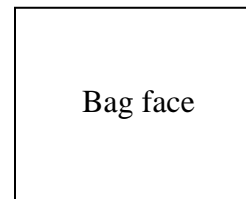
2. Pin each sandwich to stop any shifting and zig zag around all the edges. Trim with pinking shears or rotary cutter fitted with a pinking blade. Trim so the straight edge is just barely removed.

Bag Assembly:

1. Pieces are placed lining sides together and the seam is sewn with a zig zag stitch. Seam allowances are on the outside of the bag. Assemble the bag by first sewing a side piece to either end of the bag bottom with a 1/2" seam allowance and stopping 1/2" from each end of seam. Match, pin and sew seams joining bag face and bag sides the same way making a "y" seam at all the corners.



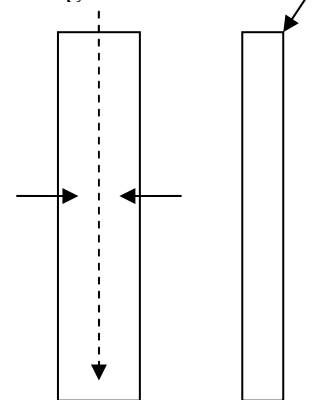
2. Measure 2 1/2" down from top of bag and 3 1/2" inches in from each side of bag and mark an "x" for each grommet. Punch a hole through a 3 layers and place grommets. Alternatively, you can cut a circular hole and buttonhole stitch around the edges.



3. Cut 2 strips 5" x 18" for handles. Fold in half lengthwise with right sides out and press to mark the center. Open the fold up and re-fold each side toward the center so the edge of fabric lines up the pressed center line. Press these new folds.

Fold in half on previously pressed center line and press again. Thread each end of folded strip through grommet and tie with a knot. Trim ends at a 45 degree angle.

Fold and press center line. Open and fold edges into center and press edges. Fold in half and



Place a piece of cardboard in the bottom of bag if needed.

This pattern is provided free for your personal use only.

© 2007 QuiltSoup Pattern Company

All Rights Reserved

3828 Monarch Drive, Bountiful UT 84010

801.298.4173